

DURLSTON COUNTRY PARK WEATHER RECORDS 2016

MONTH: **JANUARY 2016**

DATE	DRY	WET	HUM	MAX	MIN	MEAN	Wind	WIND	OKTA	VIS	MBS	TDCY	PPT	PPT	MAX	GUST new
	TEMP	TEMP	%	TEMP	TEMP	TEMP	dir	STR		km			TYPE	AMT	GUST	date baragraph
1	9.8	7.7	92	9.8	5.2	7.5	SE	10	8	18	1019.7			7.5	21	08.01 01/01 Wet bulb dry topped up
2	10.8	10.5	98	9.1	11.2	10.2	S	33	9	12	992		R	7.6	52	00.29 02/01
3	4.4	9.2		10.1	7.2	8.7	S	22	8	4	991		R	2.2	44	07.49 03/01
4	9.8	8.8		9.8	7.4	8.6	W	18	6	22	983		R	17.4	34	06.12 04/01
5	9.5	8.7	94	8.7	8.1	8.4	W	6	7	30	984.6		R	10.2	23	00.02 05/01 PJ - RF
6	6.8	5.9		8.8	4.8	6.8	W	2	3	37	992		R	2.8	21	04.16 06/01
7	9.9	8.3		9.9	6.0	8.0	W	22	4	15	989		R	12.2	41	03.35 07/01
8	9.8	7.7	86	7.0	5.9	6.5	SW	21	6	20	1000.2			1.3	35	06.22 08/01 topped up wet
9	9.9	9.4		7.1	9.9	8.5	SSW	24	8	25	992		R	4.5	39	08.02 09/01
10	7.2	6.2	92	9.9	5.0	7.5	W	14	7	15	986.8	R+H	18.6	46	04.08 10/01	
11	6.3	5.8		8.5	5.4	7.0	NW	3	8	27	981.5		R	9.1	44	01.58 11/01
12	6.0	4.8		7.2	4.5	5.9	NW	16	4	27	1000				30	07.47 12/01
13	5.5	4.6	86	6.0	3.0	4.5	W	2	2	37	1019.2			0.0	31	00.31 13/01
14	4.3	3.2		8.6	2.8	5.7	W	13	4	27	1008		R	6.8	26	06.15 14/01
15	3.6	9.1		5.4	1.1	3.3	NNW	11	1	37	1022				28	08.20 15/01
16	2.1	1.2	91	8.9	0.0	4.5	N	5	1	37	1031.9				18	00.47 16/01 frost. Frozen pond
17	6.8	5.7	95	8.8	1.4	5.1	NE	0	8	15	1026.8		R	0.6	14	01.35 17/01 R - drizzle
18	5.2	4.8		6.3	3.9	5.1	SE	10	8	10	1012		R	9.0	27	00.17 18/01
19	2.3	1.7		3.0	0.7	1.9			6	25				0.9		19/01
20	5.7	2.9	73	3.0	0.4	1.7	SE	4	1	15	1020			0.0	13	00.56 20/01 wet topped up
21	7.2	6.5		2.9	2.2	2.6	S	9	3	27	1021				20	07.41 21/01
22	9.1	8.9		9.1	5.8	7.5	S	23	9	0.06	1014			10.7	33	08.21 22/01
23	10.0	9.9		10.0	8.0	9.0	SW	2	9	0.2	1020		R	5.0	27	07.00 23/01 fog
24	11.2	10.9		11.2	7.6	9.4	W	5	9	0.1	102.9		R	7.4	30	00.05 24/01 fog
25	10.0	9.2	100	10.1	9.1	9.6	SSW	4	6	18	1019.5			0.0	23	01.12 25/01
26	10.2	8.8		10.2	8.5	9.4	SW	26	6	13	1019		trace		41	08.36 26/01
27	11.8	11.2		19.8	9.1	14.5	SW	27	8	0.3	100.9		R	25.0	46	02.06 27/01
28	6.0	4.0		9.0	3.0	6.0	WNW	8	3	37	1027.6		R	10.0	20	1027.6 28/01
29	4.6	9.0		9.0	3.8	6.4	W	30	8	4	1025			14.0	39	04.16 29/01
30	7.0	6.8		8.0	6.8	7.4	NW	14	8	37	1012		R	16.6	45	00.35 30/01
31	9.1	9.0		9.1	5.3	7.2	SW	18	9	0.2	1004		r	0.7	26	09.00 31/01

Monthly Mean Temperature

6.9

Total precipitation

200.1

DURLSTON COUNTRY PARK WEATHER RECORDS 2016

MONTH: **FEBRUARY 2016**

DATE	DRY TEMP	WET TEMP	HUM %	MAX TEMP	MIN TEMP	MEAN TEMP	Wind dir	WIND STR	OKTA	VIS	MBS	TDCY	PPT TYPE	PPT AMT	MAX GUST	GUST new date baragraph		
1						0.0												
2	8.4	7.1		10.0	7.1	8.6	WNW	17	8	5	1017		R	3.6	29	119 02/02		
3	6.2	4.5		6.0	4.8	5.4	WNW	30	2	37	1023.9				33	1023.9 03/02		
4	10.0	9.5		8.0	7.5	7.8	W	11	8	20	1028.3		R	5.0	34	1831.3 04/02		
5	9.8	9.7		12.3	7.6	10.0	SW	20	8	18	1022			0.7	31	06.32 05/02		
6	10.4	9.7		9.0	8.0	8.5	SSW	31	8	5	1000.7			2.0	46	06.14 06/02		
7	8.2	5.8		9.0	5.1	7.1	W	20	4	27	996		R	7.3	39	00.39 07/02		
8	8.5	5.9		8.0	6.8	7.4	W	33	8	0.5	998			15.2	61	06.45 08/02		
9	4.9	3.9		8.0	3.8	5.9	NW	4	7	27	998		R		36	00.39 09/02		
10	6.4	5.2		6.2	3.3	4.8	W	14	4	37	990		R	1.3	36	00.00 10/02		
11	5.2	4.7		8.0	2.2	5.1	calm		4	30	1006				12	01.14 11/02		
12	6.9	5.8		8.1	4.5	6.3	ESE	8	8	27	993		R	6.4	23	00.28 12/02		
13	6.2	5.8		5.2	3.9	4.6	SE	20	8	1	980		R	7.2	31	08.52 13/02		
14	3.9	3.2	96	4.0	1.3	2.7	NE	9	8	3	993			3.3	20	07.47 14/02		
15	2.3	1.3		5.1	-0.8	2.2	N	19	1	27	1025				26	01.58 15/02		
16	4.6	4.4		4.7	-1.0	1.9	calm		1	37	1037				10	00.01 16/02		
17	6.6	5.1	87	5.0	7.1	6.1	S	24	8	37	1018.2				32	03.30 17/02		
18	4.2	3.7		5.9	0.8	3.4	N	9	1	37	1016			18.8	21	00.24 18/02		
19	8.2	6.3		8.2	3.4	5.8	WSW	15	6	27	1019				26	08.56 19/02		
20	10.0	9.6		10.6	6.4	8.5	W	12	7	15	1014			2.8	31	06.09 20/02		
21	10.1	9.9		10.1	8.9	9.5	W	23	8	13			trace		36	07.37 21/02		
22	9.9	9.6		10.1	17.2	13.7	NW	8	8	1	1010		R	1.8	33	01.38 22/02		
23	5.8	4.7	90	7.9	3.2	5.6	NNW	8	2	25	1018			1.5	61	09.03 23/02		
24	3.9	3.8		9.2	2.2	5.7	NE	5	8	27	1018			0.7	13	09.03 24/02		
25	5.0	3.2	87	11.0	0.2	5.6	N	0	7	20	1019				14	05.19 25/02		
26	7.8	4.6	80	5.5	6.5	6.0	S	0	7	37	1016				19	08.45 26/02		
27	4.4	3.2		7.5	3.8	5.7	NE	14	9	12	1009				28	06.32 27/02		
28	3.6	3.1	82	4.8	3.0	3.9	NE	12	7	37	1020.8				30	01.41 28/02		
29	4.1	3.1		5.1	1.2	3.2	NE	3	3	27	1029.2		R	0.0	22	00.00 29/02		
Monthly Mean Temperature						6.1	Total precipitation						77.6					

DURLSTON COUNTRY PARK WEATHER RECORDS 2016

MONTH: **MARCH** **2016**

DATE	DRY TEMP	WET TEMP	HUM %	MAX TEMP	MIN TEMP	MEAN TEMP	Wind dir	WIND STR	OKTA	VIS	MBS	TDCY	PPT TYPE	PPT AMT	MAX GUST	GUST date
1	9.4	9.1	99	9.2	4.4	6.8	SW	21	9	4	1014.3			1.5	34	04.40 01/03
2	8.2	5.9		8.2	4.0	6.1	Wind	30	2	20	1002			3.6	42	09.17 02/03
3	6.7	5.0		7.0	2.9	5.0	NW	4	8	32	1010		R	3.0	43	02.23 03/03
4	6.2	6.0		9.1	0.8	5.0	WNW	5	3	30	993		R	3.7	25	00.35 04/03
5	4.4	3.4	94	6.2	0.9	3.6	NW	24	8	20	1001			4.1	25	09.06 05/03
6	4.4	3.1	89	6.1	0.9	3.5	N	0	4	37	1009				20	01.04 06/03
7	4.2	2.5		7.1	0.9	4.0	N	8	2	27	1011				21	09.18 07/03
8	5.6	5.0		6.2	0.6	3.4	W	2	8	37	1018				9	08.46 08/03
9	3.5	3.2		7.1	2.0	4.6	N	20	8		1006		R	22.2	49	07.58 09/03
10	6.1	4.4	87	5.8	4.0	4.9	NNE	14	5	37	1020.2		R	20.5	25	03.57 10/03
11	6.9	6.6		7.2	5.0	6.1	calm		6	4	1029				12	00.38 11/03
12	7.2	6.5	97	7.0	3.5	5.3	ENE		5	1	1031				1	05.58 12/03
13	4.6	4.0		7.1	1.9	4.5	NE	4	8	1	1035				16	08.37 13/03
14	5.3	3.8	88	7.1	3.2	5.2	NE	8	5	4	1033.1				24	09.01 14/03
15	5.2	4.1	91	8.8	3.1	6.0	NE	5	3	4	1030				20	07.29 15/03
16	9.8	7.8		9.8	4.7	7.3	calm		4	15	1028				25	00.25 16/03
17	5.9	4.4	84	8.1	4.3	6.2	NE	8	2	20	1031				24	08.22 17/03
18	1.9	1.7	96	9.1	1.0	5.1	NE	9	8	0.2	1027				19	00.00 18/03
19	6.1	4.6	84	7.1	1.5	4.3	NNE	0	6	37	1026.9				22	00.00 19/03
20	6.0	5.7		7.3	1.5	4.4	NE	9	8	37	1027				20	00.00 20/03
21	9.5	7.3	83	7.0	7.4	7.2	NE	5	1	4	1025				12	09.30 21/03
22	6.9	5.9		7.5	3.3	5.4			8	25						22/03
23	8.9	6.7	80	7.4	3.6	5.5	NNE	4	7	4	1018.2				10	09.05 23/03
24	9.0	8.4	95	9.5	5.0	7.3	W	8	8	20	1016.2				16	08.35 24/03
25	9.6	7.4		9.6	6.7	8.2	N	1	1	37	1015			9.9	24	00.03 25/03
26	10.3	9.7	98	10.6	6.9	8.8	S	24	8	4	1005.5			0.5	36	07.59 26/03
27	9.1	7.2		10.1	5.5	7.8	SW	22	7	10	1001			0.5	35	08.54 27/03
28	8.1	5.9		8.2	5.9	7.1	W	24	3	27	991			14.7	69	00.30 28/03
29	7.5	6.1	86	7.3	6.4	6.9	W	12	2	27	1005.5			1.5	36	08.59 29/03
30	8.9	7.0		10.0	5.4	7.7	W	1	3	27	1009			6.2	32	02.20 30/03
31	7.5	5.2		10.0	3.9	7.0	NE	5	1	27	1017				21	04.14 31/03

Monthly Mean Temperature

5.8

Total precipitation

91.9

DURLSTON COUNTRY PARK WEATHER RECORDS 2016

MONTH: **APRIL 2016**

DATE	DRY TEMP	WET TEMP	HUM %	MAX TEMP	MIN TEMP	MEAN TEMP	Wind dir	WIND STR	OKTA	VIS	MBS	TDCY	PPT TYPE	PPT AMT	MAX GUST	GUST date	REMARKS
1	9.1	7.8	91	11.0	4.4	7.7	WSW	6	6	27	1021.3			13	00.00 01/04		
2	9.5	7.9	93	9.3	8.4	8.9	S	9	3	27	1014			24	08.08 02/04		
3	9.4	8.8	97	11.9	7.0	9.5		5	8	2	1006.8			11	08.37 03/04	Door frame glue failed. Screw	
4	9.1	8.1	94	9.4	8.3	8.9	S	13	7	37	1001.4		1.3	20	08.33 04/04		
5	10.5	8.9		10.2	5.6	7.9	NW	2	1	15	1009	r	1.0	16	04.33 05/04		
6	9.7	9.4	98	11.0	7.1	9.1	W	18	8	4	1009.7	r	1.1	33	07.43 06/04	Rain gave to drizzle	
7	7.4	5.2	81	10.2	5.3	7.8	WNW	11	6	27	1011.9		0.3	31	00.56 07/04		
8	9.8	8.0		9.9	5.1	7.5	NNW	11	5	15	1015	trace		20	07.53 08/04		
9	9.0	7.1		11.0	4.8	7.9	W	3	3	27	1004	r	3.0	34	01.42 09/04		
10	8.8	6.7	85	7.8	5.3	6.6	SE	0	6	27	1006		0.9	26	08.03 10/04		
11	8.6	9.3	98	7.8	8.5	8.2	S	0	9	4	1005.7		7.0	28	00.19 11/04	Door fell off/ Slat found on flo	
12	9.2	8.3	98	11.8	6.9	9.4	WNW	0	6	25	1008.2		3.2	9	00.02 12/04		
13	10.8	9.6		10.9	5.9	8.4	NNE	1	1	3	1008			10	05.21 13/04		
14	11.5	10.3		11.9	8.0	10.0		0	4	4	1010			8	09.18 14/04		
15	9.6	9.2		11.5	9.5	10.5	S	9	8	1	1001.7	R	5.0	16	07.38 15/04		
16	6.8	5.0		16.6	4.2	10.4	NNW	5	3	35	1004	R	8.5	19	00.32 16/04		
17	6.9	4.5		8.3	2.2	5.3	NE	2	1	37	1018			16	05.13 17/04		
18	9.2	2.1		9.8	3.7	6.8	WNW	4	1	37	1024			11	01.48 18/04		
19	10.2	8.3	85	10.2	1.4	5.8	N	0	6	20	1029			14	01.00 19/04		
20	9.2	7.6	89	7.7	6.8	7.3	N	0	3	27	1029.4			24	01.06 20/04	Filled water	
21	9.9	7.7	83	11.2	8.4	9.8	NE	6	7	18	1028.8			25	00.16 21/04		
22	8.7	7.0		12.8	7.6	10.2	NE	11	8	25	1021	trace		18	00.33 22/04		
23	7.0	5.2		7.9	4.9	6.4	NE	11	2	35	1021	R	2.1	22	00.55 23/04		
24	8.7	7.5	74	9.6	1.3	5.5	N	9	3	37	1022			27	08.34 24/04		
25	8.9	7.8	92	11.0	6.0	8.5	WNW	11	8	25	1014.3			27	06.53 25/04		
26	7.3	4.2		11.6	3.4	7.5	N	12	3	37	1018.8		0.7	22	07.59 26/04	Filled water	
27	7.0	4.7		8.1	1.2	4.7	N	2	1	37	1015		1.3	16	01.15 27/04	Sleet, hail 1500h - 26/4	
28	7.6	5.2		8.4	1.6	5.0	WNW	2	2	35	1017	r	1.9	14	00.57 28/04		
29	8.2	5.4		9.5	8.1	8.8	WNW	13	6	32	1012		1.2	27	09.02 29/04		
30	9.2	3.6		9.4	1.9	5.7	N	6	3	37	1022			18	07.14 30/04		

Mean monthly temperature

7.8

Total precipitation

38.5

DURLSTON COUNTRY PARK WEATHER RECORDS 2016

MONTH: **MAY** **2016**

DATE	DRY TEMP	WET TEMP	HUM %	MAX TEMP	MIN TEMP	MEAN TEMP	Wind dir	WIND STR	OKTA	VIS	MBS	TDCY	PPT TYPE	PPT AMT	MAX GUST	GUST date	REMARKS
1	10.3	7.4	75	11.2	4.5	7.9	WSW	4	6	37	1030			0.8	10	08.08 01/05	
2	10.4	10.2		11.1	9.1	10.1	WSW	5	8	0.2	1023		r	1.6	22	00.36 02/05	
3	9.8	2.8		9.8	4.4	7.1	NW	2	5	37	1028		r	1.8	16	02.04 03/05	
4	11.9	9.8	84	11.3	2.2	6.8	SSW	3	1	27	1020				12	09.02 04/05	Vapour trails
5	12.3	10.9		11.9	8.1	10.0	NE	2	6	27					10	08.45 05/05	
6	13.2	10.5		13.3	7.9	10.6	calm		6	30	1011				13	08.53 06/05	
7	13.0	11.9		13.3	10.9	12.1	NE	6	7	13	1007				9	09.10 07/05	
8	14.8	12.5	92	15.8	11.8	13.8	NE	0	6	18	1006			2.2	16	07.28 08/05	Top wet up
9	14.2	12.1		16.6	11.9	14.3	EES	6	8	37	1006		trace		20	00.48 09/05	
10	14.3	13.9	99	12.4	11.9	12.2	NNE	0	8	0.06	1006		mist	2.1	8	04.02 10/05	Mist/ fog
11	13.1	12.8	100	13.2	13.9	13.6	W	0	9	1.8	1003.9		r	3.9	5	08.16 11/05	Mist/ fog
12	14.2	13.5	100	13.2	10.8	12.0	NNE	7	0	1.8	1002.1		r	5.9	16	07.05 12/05	Mist/ fog
13	13.9	11.7	88	17.3	11.2	14.3	NE	9	4	4	1007.4		R	0.7	23	00.00 13/15	
14	9.3	6.3	76	17.6	8.3	13.0	NE	9	5	37	1020				23	00.00 14/15	Same max gust and time as ye:
15	12.9	11.2		15.9	7.0	11.5	W	3	4	10	1024				11	00.04 15/05	
16	13.6	9.3	77	12.4	7.8	10.1	NWN	0	0	37	1023.3				21	03.49 16/05	
17	12.2	10.7		13.6	8.4	11.0	WNW	5	7	25	1020				19	01.49 17/05	
18	10.2	10.0	98	10.4	9.2	9.8	SW	8	9	4	1004.7		R	4.9	30	02.57 18/05	
19	14.8	11.8	83	12.7	8.2	10.5	NWN	0	6	37	1014.3			3.2	21	08.53 19/05	
20	12.6	11.9		13.7	11.2	12.5	W	9	7	5	1017			0.1	23	01.16 20/05	
21	12.1	11.7	99	11.8	13.9	12.9	SSW	11	9	4	1010.4		R	3.2	29	00.00 21/05	
22	12.2	11.6		12.3	9.2	10.8	W	5	6	25	1008		R	6.0	6	08.54 22/05	
23	14.1	11.4	76	14.4	8.3	11.4	N	0	1	37	1019.6				24	00.35 23/05	
24	12.7	11.1		11.2	10.0	10.6	NE	0	2	7	1022.3				16	00.00 24/05	Funnel upside down
25	10.1	7.8		14.3	6.9	10.6	ENE	5	6	37	1019				22	04.15 25/05	
26	13.9	11.8		13.9	8.2	11.1	ENE	4	1	35	1016			0.1	11	09.19 26/05	
27	14.9	12.6	86	14.8	11.9	13.4	NE	4	4	17	1016			0.3	12	08.42 27/05	
28	13.6	12.4		15.7	11.2	13.5	ENE	1	8	4	1015				11	07.32 28/05	fog
29	14.2	11.2	78	16.2	11.9	14.1	NE	6	6	17	1012				21	06.52 29/05	lock came off
30	13.8	11.9		17.9	10.9	14.4	NE	6	6	13	1016				20	07.22 30/05	no bottle in rain gauge and onl
31	14.8	11.6		17.0	12.3	14.7	N	14	7	37	1016				33	02.53 31/05	thunder and lightening clap at

Monthly mean temperature

11.6

Total precipitation

36.8

DURLSTON COUNTRY PARK WEATHER RECORDS 2016

MONTH: **JUNE 2016**

DATE	DRY TEMP	WET TEMP	HUM %	MAX TEMP	MIN TEMP	MEAN TEMP	WIND DIR	WIND STR	OKTA	VIS	MBS	TCY	PPT TYPE	PPT AMT	MAX GUST	GUST date	REMARKS
1						0.0											
2	11.2	10.2		16.8	10.1	13.5	NE	15	8	35	1022		r	1.0	26	05.05	02/06
3	9.8	8.9		15.2	8.5	11.9	NE	4	8	27	1018				15	01.34	03/06
4	13.2	12.0		14.4	6.9	10.7	N	0	8	15	1018				9	10.18	04/06
5	16.4	15.4	69	15.3	13.3	14.3	NE	0	8	4	1020.4				7	07.43	05/06 No bottle
6	15.4	13.4	89	17.3	13.3	15.3	ESE	0	6	27	1021.7				10	03.43	06/06
7	15.8	14.2	92	15.8	12.2	14.0	SW	0	8	1	1023.4				6	05.22	07/06
8	17.5	16.0		18.9	14.3	16.6	ESE	4	7	4	1024				22	00.32	08/06
9	12.9	12.4		20.1	11.5	15.8	ESE	5	9	0.1	1023				13	07.13	09/06
10	15.3	10.6	92	13.8	12.3	13.1	NNE	6	8	4	1014				10	01.55	10/06
11	16.1	15.2	96	14.4	9.2	11.8	NE	0	7	4	1011.8			0.1	8	02.07	11/06
12	14.8	14.7		17.8	12.5	15.2	WNW	8	8	0.2	1004		R	4.7	20	03.17	12/06 fog
13	14.9	14.2		13.8	13.2	13.5	W	6	7	27	1004			0.3	19	04.41	13/06
14	14.4	13.2		13.0	15.1	14.1	WNW	12	7	25	999		r	1.0	27	08.47	14/06 No lock or key
15	14.8	13.4	94	15.3	12.0	13.7	W	6	7	25	997				20	08.47	15/06
16	14.8	13.9	99	15.2	12.7	14.0	NW	0	8	0.5	1000.5				8	08.52	16/06
17	15.5	14.1		16.1	13.0	14.6	calm		6	13	1006		r	4.5	16	00.17	17/06
18	15.2	12.6		15.8	11.2	13.5	NNW	6	4	37	1019.3		r	14.1	21	01.39	18/06
19	14.7	13.8		16.6	10.9	13.8	WSW	9	8	27	1024				13	00.02	19/06
20	13.8	13.8	100	12.0	6.0	9.0	SW	13	8	0.3	1013		r	28.8	37	02.15	20/06 Heavy rain, mist, wind
21	16.4	14.2	88	15.8	11.4	13.6	W	8	3	27	1018			4.8	15	08.48	21/06
22	15.3	14.9	100	20.6	12.6	16.6	SW	11	8	0.3	1018.9		r	2.2	16	08.40	22/06 Mist
23	17.3	16.5		18.1	14.1	16.1	N	8	6	4	1015		R	19.8	19	07.53	23/06 mercury separated in thermom
24	16.3	15.6	98	19.0	13.6	16.3	W	8	6	4	1019			3.7	16	00.20	24/06
25	16.4	14.0		16.5	11.9	14.2	W	10	4	37	1019		trace		14	07.31	25/06 thermometer fixed
26	14.8	13.5	94	15.1	11.8	13.5	WNW	9	8	25	1020			1.1	21	00.31	26/06
27	15.8	15.4	98	16.6	14.2	15.4	WNW	8	6	27	1019			1.5	21	01.57	27/06
28	15.5	13.4	88	17.0	12.1	14.6	SW	4	4	25	1017				19	00.21	28/06
29	14.3	13.4	96	15.7	13.0	14.4	SW	18	8	15	1011		r	5.7	29	08.47	29/06
30	14.5	13.8	99	13.7	13.8	13.8	W	6	7	37	1010.8		R	15.3	21	02.17	30/06
													Total precipitation	108.6			

Monthly mean temperature

DURLSTON COUNTRY PARK WEATHER

MONTH: **JULY** **2016**

DATE	DRY TEMP	WET TEMP	HUM %	MAX TEMP	MIN TEMP	MEAN TEMP	Wind dir	WIND STR	OKTA	VIS	MBS	TDCY	PPT TYPE	PPT AMT	MAX GUST	GUST date	REMARKS
1	14.7	14.4	100	16.1	14.8	15.5	SW	7	8	5	1011		R	1.3	30	01.40 01/07	
2	14.8	12.7	84	16.3	12.3	14.3	W	12	4	25	1015.6				27	08.41 02/07	mercury split
3	14.9	13.5		16.1	12.9	14.5	SSW	6	8	27	1019				21	00.27 03/07	cup not in gauge
4	16.0	15.0		16.8	8.4	12.6	SW	10	8	27	1020				11	09.48 04/07	
5	16.9	14.8	87	15.9	14.7	15.3	NW	9	7	27	1018				21	00.36 05/07	
6	14.2	11.9		19.0	11.0	15.0	calm		7	37	1024				19	00.03 06/07	
7	14.9	14.1		16.1	12.4	14.3	W	1	7	37	1021				12	05.16 07/07	
8	15.8	15.4	98	20.5	14.3	17.4	W	16	8	4	1017			0.1	23	07.47 08/07	
9	15.8	15.4	99	19.4	15.4	17.4	W	13	8	4	1020				21	06.06 09/07	
10	15.4	15.4		19.4	15.0	17.2	SW	14	8	0.2	1010		r	2.3	25	05.20 10/07	
11	17.2	15.6		16.9	14.3	15.6	WSW	17	4	27	1009		trace		33	02.44 11/07	
12	15.8	13.8		12.1	16.9	14.5	W	11	7	27	1013		trace		22	08.27 12/07	To reset max/min level to top
13	15.8	13.0	81	19.1	10.8	15.0	NW	5	6	37	1019.4				18	06.57 13/07	
14	16.2	15.0		17.2	10.8	14.0	calm	0	1	37	1025				20	00.04 14/07	
15	17.1	14.2	83	17.6	11.4	14.5	W	4	6	37	1028.3		R	1.3	15	00.17 15/07	
16	18.0	16.5		18.1	11.1	14.6	NW	3	0	37	1027.4				19	08.46 16/07	
17	20.1	18.3		18.5	11.5	15.0	W	0	6	37	1024.3				14	17/07	Humidity and max gust time n
18	19.4	17.3		21.0	11.6	16.3			6	27	1023				10	03.38 18/07	
19	20.8	18.1		19.5	19.3	19.4	NEE	8	0	27	1016.6				13	08.26 19/07	
20	17.4	16.8		21.4	16.8	19.1	WSW	13	8	5	1009				24	06.42 20/07	
21	17.9	15.8		10.9	13.4	12.2	W	1	5	24	1018				14	06.44 21/07	
22	19.0	17.1	89	18.4	15.8	17.1	NW	0	5	27	1019		R	0.2	19	02.02 22/07	
23	16.7	16.2		20.1	14.9	17.5	W	1	9	0.12	1021				8	23/07	
24	18.8	17.2	96	18.8	15.2	17.0	W	6	6	25	1020.2				13	07.44 24/07	Min thermometer difference re
25	17.9	15.9		17.4	14.0	15.7	WNW	6	2	27	1021		trace		18	00.01 25/07	Max thermometer reading very
26	16.4	14.8		16.3	13.0	14.7	WNW	0	8	27	1023				13	01.01 26/07	
27	16.9	16.6	100	17.9	15.7	16.8	W	9	9	4	1016.8		R	0.5	26	04.50 27/07	
28	17.1	15.2		19.0	13.2	16.1	W	4	6	37	1016			0.0	18	03.20 28/07	
29	16.9	15.8		18.9	13.2	16.1	W	11	7	35	1012			0.4	24	05.39 29/07	
30	17.2	16.4	92	18.6	14.9	16.8	NW	0	8	25	1014				9	01.35 30/07	
31	17.3	13.9		11.0	13.7	12.4			1	37	1018				19	04.44 31/07	

Monthly Mean Temperature

15.6

Total precipitation

6.1

DURLSTON COUNTRY PARK WEATHER RECORDS 2016

MONTH: **AUGUST 2016**

DATE	DRY TEMP	WET TEMP	HUM %	MAX TEMP	MIN TEMP	MEAN TEMP	Wind dir	WIND STR	OKTA	VIS	MBS	TDCY	PPT TYPE	PPT AMT	MAX GUST	GUST date	REMARKS
1	16.1	14.0	87	18.8	12.8	15.8	W	5	6	37	1020.8				16	02.12 01/08	
2	12.2	16.7		19.2	11.8	15.5	W	9	8	10	1011		R	31.8	32	03.10 02/08	
3	17.0	16.6		17.0	16.9	17.0	W	10	7	13	1010		R	17.0	30	01.25 03/08	
4						0.0											
5	17.3	15.4	91	17.6	13.9	15.8	WNW	5	6	25	1020.9				23	00.35 05/08	
6	18.3	16.7	90	17.8	14.3	16.1	W	0	3	37	1028.3				13	09.16 06/08	
7	17.9	17.5		14.0	18.3	16.2	W	12	8	0.15	1026		r	0.7	24	06.50 07/08	Fog
8	17.0	13.8		19.7	14.8	17.3	NNW	10	4	37	1024				25	02.14 08/08	Hazy
9	15.6	11.9		17.2	11.0	14.1		1		30	1027				20	04.29 09/08	
10	15.7	12.4		14.1	11.1	12.6	N	10	3	30	1026				22	05.22 10/08	
11	16.8	14.5		16.8	10.9	13.9	WNW	8	6	30	1024				23	08.01 11/08	
12	17.7	15.8		21.1	13.6	17.4	calm		2	20	1026				13	03.41 12/08	
13	17.7	16.8	88	17.2	14.8	16.0	WNW	8	7	37	1024				18	04.18 13/08	
14	17.8	15.0		18.5	13.2	15.9	N	1	2	37	1025				20	03.19 14/08	
15	18.0	16.1		18.4	15.9	17.2	E	6	1	37	1024				15	04.17 15/08	
16	17.4	15.7		17.5	14.9	16.2	NE	2		37	1019				19	00.41 16/08	
17						0.0											
18						0.0											
19						0.0											
20						0.0											
21						0.0											
22						0.0											
23						0.0											
24						0.0											
25						0.0											
26						0.0											
27						0.0											
28						0.0											
29						0.0											
30						0.0											
31						0.0											

Monthly mean temperature

7.6

Total precipitation

49.5

DURLSTON COUNTRY PARK WEATHER RECORDS 2016

MONTH: **SEPTEMBER** **2016**

DATE	DRY TEMP	WET TEMP	HUM %	MAX TEMP	MIN TEMP	MEAN TEMP	Wind dir	WIND STR	OKTA	VIS	MBS	TDCY	PPT TYPE	PPT AMT	MAX GUST	GUST date	REMARKS
1						0.0											
2						0.0											
3						0.0											
4						0.0											
5						0.0											
6						0.0											
7						0.0											
8						0.0											
9						0.0											
10						0.0											
11						0.0											
12						0.0											
13						0.0											
14						0.0											
15						12.4											
16						0.0											
17						0.0											
18						0.0											
19						0.0											
20						0.0											
21						0.0											
22						0.0											
23						0.0											
24						0.0											
25						0.0											
26						0.0											
27						0.0											
28						0.0											
29						0.0											
30						0.0											
Monthly mean temperature						0.4	Total precipitation						0.0				

DURLSTON COUNTRY PARK WEATHER RECORDS 2016

MONTH: **OCTOBER 2016**

DATE	DRY TEMP	WET TEMP	HUM %	MAX TEMP	MIN TEMP	MEAN TEMP	Wind dir	WIND STR	OKTA	VIS	MBS	TDCY	PPT TYPE	PPT AMT	MAX GUST	GUST date	REMARKS
1						0.0											
2						0.0											
3						17.6											
4						0.0											
5						0.0											
6						0.0											
7						0.0											
8						0.0											
9						0.0											
10						0.0											
11						0.0											
12						0.0											
13						0.0											
14						0.0											
15						0.0											
16						0.0											
17						0.0											
18						0.0											
19						0.0											
20						0.0											
21						0.0											
22						0.0											
23						0.0											
24						0.0											
25						12.5											
26						0.0											
27						0.0											
28						0.0											
29						0.0											
30						0.0											
31						0.0											
Monthly mean temperature						1.0	Total precipitation						0.0				

DURLSTON COUNTRY PARK WEATHER RECORDS 2016

MONTH: **NOVEMBER 2016**

DATE	DRY TEMP	WET TEMP	HUM %	MAX TEMP	MIN TEMP	MEAN TEMP	Wind dir	WIND STR	OKTA	VIS	MBS	TDCY	PPT TYPE	PPT AMT	MAX GUST	GUST date	REMARKS
1						0.0											
2						0.0											
3						0.0											
4						0.0											
5						0.0											
6						0.0											
7						0.0											
8						0.0											
9						0.0											
10						0.0											
11						0.0											
12						0.0											
13						0.0											
14						0.0											
15						0.0											
16						0.0											
17						0.0											
18						0.0											
19						0.0											
20						0.0											
21						0.0											
22						0.0											
23						0.0											
24						0.0											
25						0.0											
26						0.0											
27						0.0											
28						0.0											
29						0.0											
30						0.0											
Monthly mean temperature						0.0							Total precipitation	0.0			

DURLSTON COUNTRY PARK WEATHER RECORDS 2016

MONTH: **DECEMBER** **2016**

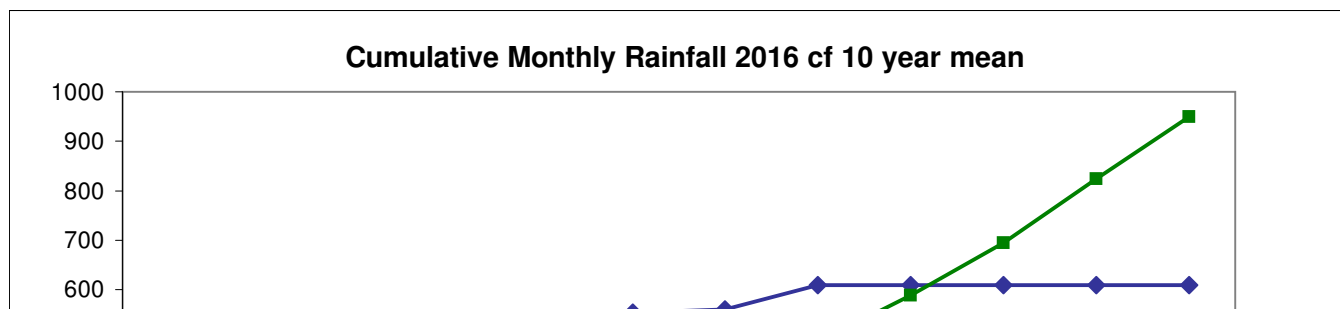
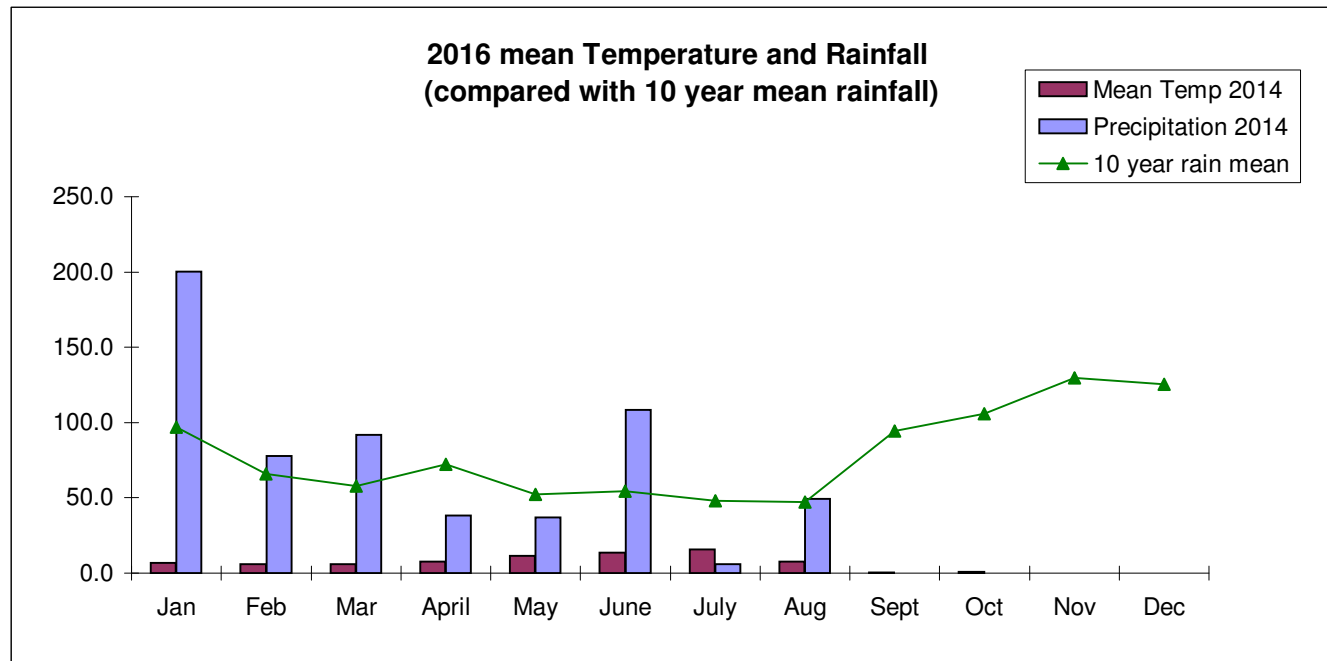
DATE	DRY TEMP	WET TEMP	HUM %	MAX TEMP	MIN TEMP	MEAN TEMP	Wind dir	WIND STR	OKTA	VIS	MBS	TDCY	PPT TYPE	PPT AMT	MAX GUST	GUST date	REMARKS
1						0.0											
2						0.0											
3						0.0											
4						0.0											
5						0.0											
6						0.0											
7						0.0											
8						0.0											
9						0.0											
10						0.0											
11						0.0											
12						0.0											
13						0.0											
14						0.0											
15						0.0											
16						0.0											
17						0.0											
18						0.0											
19						0.0											
20						0.0											
21						0.0											
22						0.0											
23						0.0											
24						0.0											
25						0.0											
26						0.0											
27						0.0											
28						0.0											
29						0.0											
30						0.0											
31						0.0											

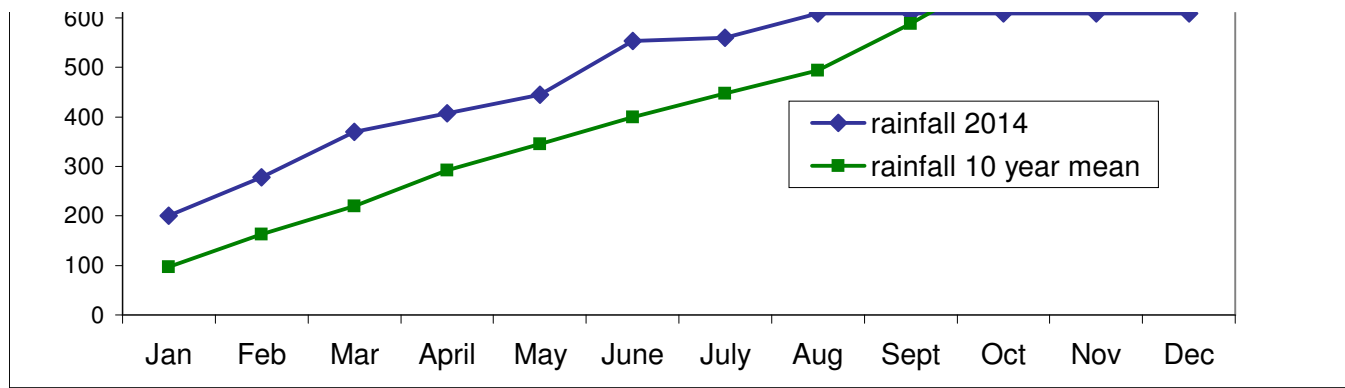
Monthly Mean Temperature 0.0 Total precipitation 0.0

Yearly Summary 2016

Mean Total 10 yr mean percentage cumulative precipitation cumulative 10yr mean
 Temp Precip

	C	mm	mm		2014	mean
Jan	6.9	200.1	96.9	206.5	Jan	200.1 96.9
Feb	6.1	77.6	65.8	117.93	Feb	277.7 162.7
Mar	5.8	91.9	57.7	159.27	Mar	369.6 220.4
April	7.8	38.5	72.4	53.108	April	408.1 292.8
May	11.6	36.8	52.2	70.498	May	444.9 345.0
June	13.8	108.6	54.6	198.9	June	553.5 399.6
July	15.6	6.1	47.9	12.735	July	559.6 447.5
Aug	7.6	49.5	47.0	105.32	Aug	609.1 494.5
Sept	0.4	0.0	94.2	0	Sept	609.1 588.7
Oct	1.0	0.0	105.8	0	Oct	609.1 694.5
Nov	0.0	0.0	129.7	0	Nov	609.1 824.2
Dec	0.0	0.0	125.6	0	Dec	609.1 949.8





REMARKS

0.0

Remarks

Padlock fell apart

funnel not in gauge

lock issue

lock broke

lock removed took oiled

0.0

REMARKS

Lightning 10.30

Late due to poor communication
Super sun!

Half padlock on floor

Mist
Mist

Sea mist/ wet dry topped up

Sea mist

0.0

new
paragraph

or

0.0

new
paragraph

sterday

y half lock
10pm

0.0

new
barograph

eter

new
paragraph

not showing

:set
γ low - replace?

0.0

new
baragraph

0.0

new
paragraph

0.0

new
baragraph

0.0

new
baragraph

0.0

new
baragraph

0.0

Rainuage reading old compare

new

Jan	0
Feb	0
Mar	0
April	0
May	0
June	0
July	0
Aug	0.0
Sept	0.0
Oct	0.0
Nov	0.0
Dec	0.0
Total	0

